

LifePath® Index 2035 Fund N

Benchmark
LifePath 2035 Custom BM

Morningstar Category
Target-Date 2035

Overall Morningstar Rating™
★★★

Morningstar Return
Average

Morningstar Risk
Average

Out of 191 Target-Date 2035 investments. An investment's overall Morningstar Rating, based on its risk-adjusted return, is a weighted average of its applicable 3-, 5-, and 10-year Ratios. See disclosure page for details.

Investment Information

Investment Objective & Strategy

The LifePath® Index 2035 Fund (the "Fund") seeks to provide for retirement outcomes consistent with investor preferences throughout the savings and drawdown phase based on quantitatively measured risk that investors, on average, may be willing to accept. The Fund will be diversified across global asset classes, with allocations changing over the investment horizon to become more heavily oriented toward debt and debt-like securities, on the premise that individuals investing for retirement desire to reduce investment risk in their retirement accounts as their retirement date approaches.

Fees and Expenses as of 12-31-23

Net Annual Operating Expense Ratio	0.06%
Net Annual Operating Expense per \$1000	\$0.57

Operations

Inception Date	08-15-17
Annual Turnover Ratio %	6.92
Total Fund Assets (\$mil)	4,078.64

Management Company(s)

BlackRock Institutional Trust Co NA

Category Description: Target-Date 2035

Target-date portfolios provide diversified exposure to stocks, bonds, and cash for those investors who have a specific date in mind (in this case, the years 2031-2035) for retirement. These portfolios aim to provide investors with an optimal level of return and risk, based solely on the target date. Management adjusts the allocation among asset classes to more-conservative mixes as the target date approaches, following a preset glide path. A target-date portfolio is part of a series of funds offering multiple retirement dates to investors.

Volatility Analysis

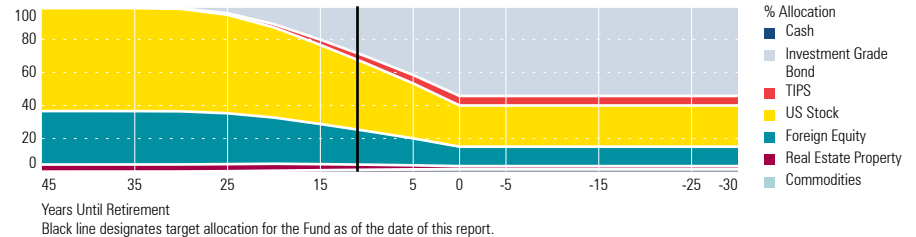


In the past, this investment has shown a relatively moderate range of price fluctuations relative to other investments. This investment may experience larger or smaller price declines or price increases depending on market conditions. Some of this risk may be offset by owning other investments with different portfolio makeups or investment strategies.

Morningstar Proprietary Statistics


	1 Year	3 Year	5 Year	10 Year
Morningstar Rating™	—	★★★	★★★	★★★
Fund Rank Percentile	59	47	58	60
Out of # of Investments	205	191	167	111

Allocation of Assets

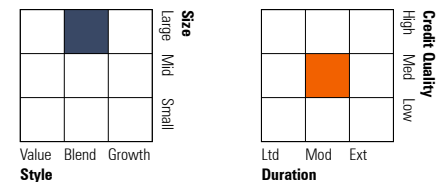


Portfolio Analysis

Composition as of 09-30-24



Morningstar Style Box™ as of 09-30-24(EQ) ; 09-30-24(F-I)



Top Holdings as of 09-30-24

	% Assets
Russell 1000 Index Fund	38.56
BlackRock MSCI ACWI ex-US IMI Index Fd E	20.72
US Securitized Index Fund E	8.14
Intermediate Government Bond Index Fund	6.94
Intermediate Term Credit Bond Index Fund	5.55
Long Term Gov Bd Index Fd	4.75
Long Term Credit Bond Index Fund	4.16
U.S. TIPS Fund E	4.07
Developed Real Estate Index Fund E	3.34
Russell 2000 Index	2.69

Morningstar F-I Sectors as of 09-30-24

	% Fund	% Category
Government	39.15	39.55
Corporate	27.93	22.19
Securitized	24.84	21.03
Municipal	0.67	0.19
Cash/Cash Equivalents	7.40	12.31
Derivative	0.00	4.73

Credit Analysis: % Bonds as of 09-30-24

	%		%
AAA	4.21	BB	0.00
AA	70.36	B	0.00
A	11.80	Below B	0.00
BBB	12.69	Not Rated	0.93

Statistics as of 09-30-24

	Portfolio	Category
P/E Ratio	21.21	21.34
P/B Ratio	2.70	2.90
P/C Ratio	13.01	13.07
GeoAvgCap (\$mil)	95,061.51	102,704.90

Risk Measures as of 09-30-24

	Portfolio	Category
5 Yr Std Dev	14.30	14.39
5 Yr Beta	1.15	1.15
5 Yr Sharpe Ratio	0.49	0.49
5 Yr Alpha	1.00	1.06
5 Yr R-squared	98.92	97.79

Morningstar Equity Sectors as of 09-30-24

	% Fund
Cyclical	36.36
Basic Materials	3.89
Consumer Cyclical	9.77
Financial Services	14.79
Real Estate	7.91
Sensitive	44.70
Communication Services	6.82
Energy	4.05
Industrials	10.30
Technology	23.53
Defensive	18.94
Consumer Defensive	5.70
Healthcare	10.76
Utilities	2.48

Notes

The Investment Profile is authorized for Ohio Deferred Compensation Program participant use only, and it is supplemented by the Disclosure Statement and Explanation of Terms, a current plan performance summary, and a prospectus, if applicable. These can be obtained at Ohio457.org and should be read carefully before investing or sending money. The Investment Performance Report containing performance results is available at Ohio457.org. Morningstar ratings reflect the reduction of the fund's expense ratio. However, Ohio DC charges an administrative fee, which is not reflected in this rating. NOT A DEPOSIT — NOT FDIC INSURED — NOT INSURED BY ANY FEDERAL GOVERNMENT AGENCY — NOT GUARANTEED BY THE INSTITUTION — MAY GO DOWN IN VALUE (NRF-07170H-OH)