

LifePath® Index Retirement Fund N

Benchmark
LifePath Retirement Custom Benchmark

Morningstar Category
Target-Date Retirement

Overall Morningstar Rating™
★★★★
Out of 142 Target-Date Retirement investments. An investment's overall Morningstar Rating, based on its risk-adjusted return, is a weighted average of its applicable 3-, 5-, and 10-year Ratios. See disclosure page for

Morningstar Return
High

Morningstar Risk
Above Average

Investment Information

Investment Objective & Strategy

The LifePath® Index Retirement Fund (the "Fund") seeks to provide for retirement outcomes consistent with investor preferences throughout the savings and drawdown phase based on quantitatively measured risk that investors, on average, may be willing to accept. The Fund will be diversified across global asset classes, with allocations changing over the investment horizon to become more heavily oriented toward debt and debt-like securities, on the premise that individuals investing for retirement desire to reduce investment risk in their retirement accounts as their retirement date approaches.

Fees and Expenses as of 12-31-23

Net Annual Operating Expense Ratio	0.06%
Net Annual Operating Expense per \$1000	\$0.55

Operations

Inception Date	08-15-17
Annual Turnover Ratio %	20.91
Total Fund Assets (\$mil)	6,033.41

Management Company(s)

BlackRock Institutional Trust Co NA

Category Description: Target-Date Retirement

Retirement income portfolios provide a mix of stocks, bonds, and cash for those investors already in or entering retirement. These portfolios tend to be managed to more of a conservative asset-allocation strategy. These portfolios aim to provide investors with steady income throughout retirement.

Volatility Analysis

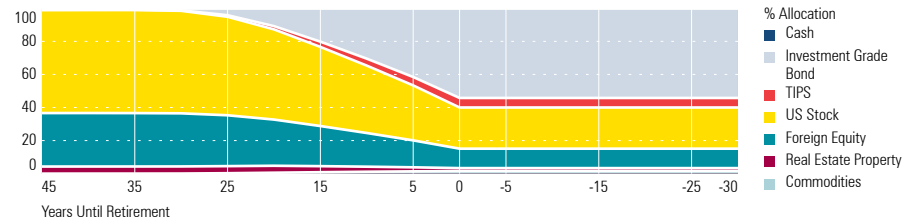


In the past, this investment has shown a relatively small range of price fluctuations relative to other investments. Based on this measure, currently more than two-thirds of all investments have shown higher levels of risk. Consequently, this investment may appeal to investors looking for a conservative investment strategy.

Morningstar Proprietary Statistics


	1 Year	3 Year	5 Year	10 Year
Morningstar Rating™	—	★★★★	★★★★	★★★★
Fund Rank Percentile	16	51	10	9
Out of # of Investments	151	142	126	84

Allocation of Assets

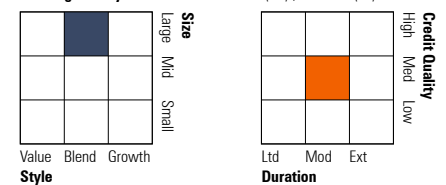


Portfolio Analysis

Composition as of 09-30-24



Morningstar Style Box™ as of 09-30-24(EQ) ; 09-30-24(F-I)



Top Holdings as of 09-30-24

	% Assets
Russell 1000 Index Fund	22.99
Intermediate Government Bond Index Fund	21.51
US Securitized Index Fund E	14.87
BlackRock MSCI ACWI ex-US IMI Index Fd E	11.93
Intermediate Term Credit Bond Index Fund	8.89
Long Term Gov Bd Index Fd	6.21
U.S. TIPS Fund E	5.76
Long Term Credit Bond Index Fund	2.52
Russell 2000 Index	2.00
Developed Real Estate Index Fund E	1.81

Statistics as of 09-30-24

	Portfolio	Category
P/E Ratio	21.24	21.00
P/B Ratio	2.71	2.81
P/C Ratio	13.05	12.45
GeoAvgCap (\$mil)	93,522.93	97,400.19

Risk Measures as of 09-30-24

	Portfolio	Category
5 Yr Std Dev	9.72	8.25
5 Yr Beta	0.77	0.65
5 Yr Sharpe Ratio	0.32	0.25
5 Yr Alpha	-0.86	-1.22
5 Yr R-squared	96.88	93.74

Morningstar F-I Sectors as of 09-30-24

	% Fund	% Category
Government	51.43	42.22
Corporate	17.91	22.92
Securitized	24.94	21.49
Municipal	0.28	0.18
Cash/Cash Equivalents	5.43	9.78
Derivative	0.00	3.41

Morningstar Equity Sectors as of 09-30-24

	% Fund
Cyclical	36.03
Basic Materials	3.88
Consumer Cyclical	9.81
Financial Services	14.82
Real Estate	7.52
Sensitive	44.89
Communication Services	6.82
Energy	4.07
Industrials	10.35
Technology	23.65
Defensive	19.08
Consumer Defensive	5.69
Healthcare	10.90
Utilities	2.49

Credit Analysis: % Bonds as of 09-30-24

AAA	3.85	BB	0.00
AA	79.05	B	0.00
A	7.80	Below B	0.00
BBB	8.35	Not Rated	0.95

Notes

The Investment Profile is authorized for Ohio Deferred Compensation Program participant use only, and it is supplemented by the Disclosure Statement and Explanation of Terms, a current plan performance summary, and a prospectus, if applicable. These can be obtained at Ohio457.org and should be read carefully before investing or sending money. The Investment Performance Report containing performance results is available at Ohio457.org. Morningstar ratings reflect the reduction of the fund's expense ratio. However, Ohio DC charges an administrative fee, which is not reflected in this rating. NOT A DEPOSIT — NOT FDIC INSURED — NOT INSURED BY ANY FEDERAL GOVERNMENT AGENCY — NOT GUARANTEED BY THE INSTITUTION — MAY GO DOWN IN VALUE (NRF-07230H-OH)